

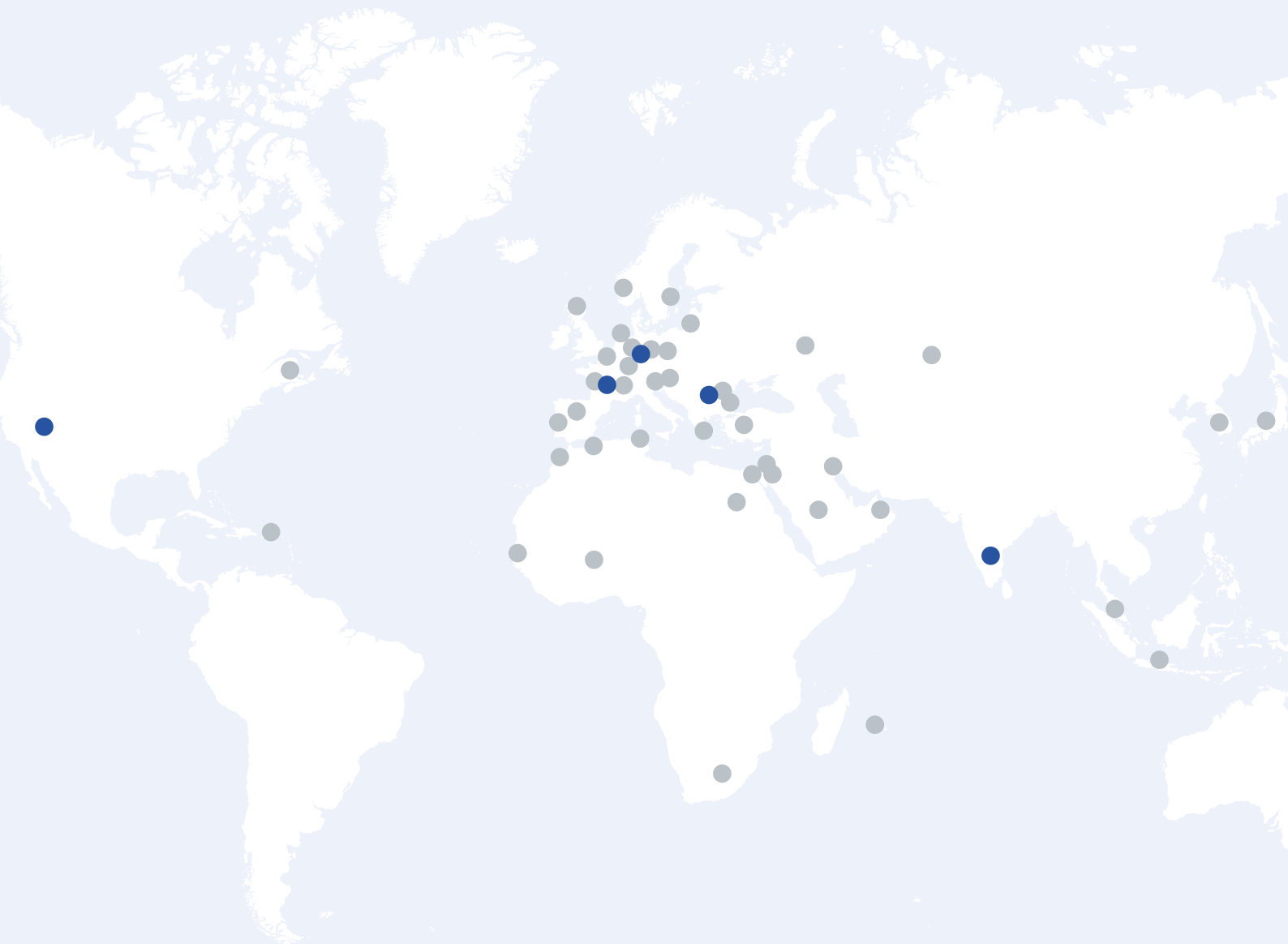


**THUASNE**

**SILIMA<sup>®</sup>**

Professional  
Magazine 2018





**Global network:**

8 proprietary production facilities  
and 20 offices around the world

**Benefits of our location:**

Manufactured and adjusted  
to fit perfectly in Germany

**Wealth of experience:**

THUASNE is synonymous with 170 years  
of expertise in the field of medical textiles.

**Award-winning design in various product groups**



reddot design award  
winner 2015



reddot design award  
winner 2016



GERMAN  
DESIGN  
AWARD  
GOLD  
2017



GERMAN  
DESIGN  
AWARD  
WINNER  
2018



## WINGS FOR YOUR HEALTH

---

THUASNE is one of the most successful international orthopaedic companies. The owner-managed company is run by the fifth generation of the family. Supported by a network of research centres in France, Germany, Great Britain and the USA, THUASNE has own production facilities in Europe and the USA and branches all over the world.

This is what makes the company special: THUASNE is a global player with regional presence. Over 200 of our 2000 employees worldwide are dedicated to developing innovative solutions for better quality of life and health in Germany alone. They work in specialised teams at our production sites and also provide customer guidance.

**High quality. Individual. International. THUASNE.**

## Contents

---

<b>Lingerie</b>	6
Bras: Daily, Lace, Support, Medical & Sport Fibrefill breast forms	
<b>Compression care</b>	30
Competence and product range: THUASNE breast cancer aftercare	
<b>Breast forms</b>	32
Care after conservative breast surgery and mastectomy, nipples	
<b>Service</b>	52
Information about breast cancer, accessories, care, measures, swimwear, overview of lingerie	



**Welcome to the current issue  
of the SILIMA® Professional Magazine**

---

The way women handle “life after breast cancer” today is self-confident, active and self-dependent. We have correspondingly revised our magazine intended for customer guidance in specialised retail. Clear design, structured product ranges and interdisciplinary concepts are therefore essential components of this issue, together new fresh images in response to modern needs.

Apart from as many as three new bras with special features and two new versions of familiar classics, you will find another important new element in this issue: products for treating lymphoedema.

Do you know how many women develop lymphoedema after breast surgery? Although figures fluctuate, the fact is that this possible complication isn't rare even years after surgery, because removal of lymph nodes may affect the entire system.

Drawing on many years of experience, THUASNE produces similarly high-quality aids for treatment of lymphoedema and breast care and thereby offers ideal complete concepts for interdisciplinary therapy. Together with our long-standing international competence, especially in the field of thoracic care, we can now complete our product portfolio with breast forms, functional lingerie, swimwear and even compression clothing: reliable, highly effective, easy to use and pleasant to wear.

As a strong partner for your important work, we would like to support you with this current Professional Magazine and hope to contribute to your success.

Warmest regards  
Your THUASNE Team



# SILIMA® Lingerie



## Meeting challenging requirements

Lingerie made by SILIMA® offers all the advantages your customers could wish for in a special-purpose bra. The design clearly focuses on maximum comfort. The superb quality of the materials used helps to regain the pleasure in feeling attractive and feminine. The key is simply to feel good: innovative and highly functional details ensure superb comfort for women of any age.

Security is a further secret of the bra collection's success. Sophisticated design and unique fit ensure that nothing can slip out of place. Materials are skin-friendly and double-layered in places to make them feel good and attractive.

The fashionable lingerie is presented in classical colours and designs: elaborate, classical or sporty – but always stylish. The selection of bras has a favourite for every customer and every situation.

## A feminine appearance coupled with exclusive features and details

**Soft padded adjustable straps**  
for individual fitting.

**Higher soft edges**  
prevents breast form from slipping while maintaining maximum arm mobility.

**Close-fitting neckline**  
for perfect support thanks to the use of stretch fabrics, prevents gaping.

**Deep front panel**  
for secure fit and support.

**Two deep cup-lining pockets**  
for insertion left or right.

**Wider and close-fitting underbust banding**  
for reassurance and enhanced comfort, prevents constriction in the trunk area.

**Double-layered fabrics**  
for added hold and support on both sides.









SILIMA® Lingerie

## DAILY

---

The SILIMA® DAILY collection offers comfortable underwear for every occasion. Perfect companions throughout the day are popular allrounders: soft and inconspicuous, shaping and creating an ideal outline. The colour range is calm and suitable for all situations.

The collection is currently represented by our new, intentionally simple T-shirt bra Ella. Great fit, breathable materials and smart details – once on, you may not wish to take it off again. Our brand new colour “nude” looks great on every skin colour and makes the bra practically invisible even under white clothing.



NEW  
PRODUCT<sup>+</sup>

## Ella ●

- T-shirt bra without wires that doesn't show even under tight clothing
- Seamless moulded soft foam cups for secure hold, excellent shaping and a perfect outline
- Soft moulded breast form pockets without seams
- Elastic, continuously adjustable straps, positioned in the middle to ensure good weight distribution
- Soft net lace insert in the front middle section for a more delicate appearance
- Matching decorative straps complete the great look
- Our new colour "nude" flatters the skin and encloses the body subtly - almost invisible - even under white clothing

**Art.-No.** T57 5401

**Sizes/Cup EUR (UK)**

75 - 95 AA (34 - 42 AA)

75 - 100 A - C (34 - 44 A - C)

75 - 95 D (34 - 42 D)

**Hooks & Eyes**

2 rows: 75 - 85 AA - D (34 - 38 AA - D)

3 rows: 90 - 100 AA - D (40 - 44 AA - D)

**Fabric**

40% PA (polyamide)

24 % PUR (polyurethane)

20 % EL (elastane)

16 % PES (polyester)

**Colours**

White, Nude



<sup>+</sup>available from September 2018

## Eve

- Moulded bra in shiny jacquard
- The Limited Stretch jacquard material has a lightweight appearance and provides excellent support at the sides
- Soft lace at the neckline
- Lightweight appearance thanks to the elastic, delicate Textronic lace at the back
- Moulded pocket lining made of very fine, elastic, breathable mesh
- Narrow adjustable straps with soft back, three-fold adjustable hook fastening

**Art.-No.** T57 4701

**Sizes/Cup EUR (UK)**

75 – 100 AA – C (34 – 44 AA – C)

75 – 95 D (34 – 42 -D)

**Hooks & Eyes**

2 rows: 75 – 85 AA – D (34 – 38 AA – D)

3 rows: 90 – 95 AA – D (40 – 42 AA – D)

**Fabric**

68 % PA (polyamide)

22 % EL (elastane)

10 % CO (cotton)

**Colours**

Pearl



## Anna

- Smooth-fitting T-shirt bra with graphic print
- Soft bra with moulded foam cup, ensures a smooth and even outline
- Smooth-fitting fabric with graphic print
- Side reinforcements for special support
- Adjustable straps with soft back
- Three-fold adjustable hook fastening, bigger sizes with wider fastenings

**Art.-No.** T57 4602

**Sizes/Cup EUR (UK)**

75 – 100 A – C (34 – 44 A – C)

75 – 95 D (34 – 42 D)

**Hooks & Eyes**

2 rows: 75 – 85 A – D (34 – 38 A – D)

3 rows: 90 – 100 A – C (40 – 44 A – C),

90 – 95 D (40 – 42 D)

**Fabric**

52 % PA (polyamide)

35 % PES (polyester)

13 % EL (elastane)

**Colours**

Black/Anthracite



## Carina

- Moulded cotton bra with lace insert at the neckline
- Moulded pockets made of a very soft moisture wicking fabric
- Shiny satin ribbon in under bust and straps for a refined and sporty look
- Padded, wide and adjustable straps prevent digging in and provide extra comfort, even in large sizes

**Art.-No.** T57 5101

**Sizes/Cup EUR (UK)**

75 – 95 B – D (34 – 42 B – D)

**Hooks & Eyes**

2 rows: 75 – 85 B – D (34 – 38 B – D)

3 rows: 90 – 95 B – D (40 – 42 B – D)

**Fabric**

45 % PES (polyester)

35 % CO (cotton)

15% PA (polyamide)

5 % EL (elastane)

**Colours**

White







### Dana\*

- Elegant slimline bra
- Two-section cup and continuous underbustband
- Plain and soft single jersey straps and sidepanels for a slimline appearance
- Single jersey cups and bar featuring an elegant print pattern, lacy back
- Optimum support from adjustable, widely padded straps and invisible bust support
- Larger sizes with lined back and wider straps

**Art.-No.** T57 4301

**Sizes/Cup EUR (UK)**

75 – 105 A – D (34 – 46 A – D)

**Hooks & Eyes**

2 rows: 75 – 90 A (34 – 40 A), 75 – 85 B (34 – 38 B), 75 – 80 C (34 – 36 C), 75 D (34 D)

3 rows: from 95 A (42 A), 90 B (40 B), 85 C (38 C), 80 D (36 D)

**Fabric**

74 % PA (polyamide)

26 % EL (elastane)

**Colours**

Nightblue



### Lucy

- Close-fitting bra with seamless cups
- Outer fabric elastic single stretch jersey featuring a floral jacquard pattern, with stretch piping across the neckline, straps and back
- Reinforced side panels for firm support, even for larger busts

**Art.-No.** T57 3801

**Sizes/Cup EUR (UK)**

75 – 100 A, D (34 – 44 A, D)

75 – 105 B, C (34 – 46 B, C)

Poppy red not available in 100 D (44 D)

**Hooks & Eyes**

3 rows: 75 – 100 A, D, (34 – 44 A, D),

75 – 105 B, C (34 – 40 B, C)

**Fabric**

69 % PA (polyamide)

27 % EL (elastane)

4 % PES (polyester)

**Colours**

White, Grey, Nude\*, Poppyred\*, Black\*



### Julie

- Sporty microfibre T-shirt bra
- Moulded foam cups (spacer fabric):
  - Lightweight, elastic, close-fitting, breathable, shape-retaining
  - Ensures an even outline, suitable for women who have undergone conservative breast surgery or mastectomies
  - 2 moulded pockets
- Side reinforcements for firm support
- Single jacquard microfibre for assured comfort
- Soft straps, adjustable at the back

**Art.-No.** T57 4101

**Sizes/Cup EUR (UK)**

75 – 95 AA (34 – 42 AA), 70 – 90 A – C

(32 – 40 A – C), 75 – 90 D (34 – 40 D)

**Hooks & Eyes**

2 rows: 70/75 – 85 AA – B (32/34 – 38 AA – B), 75 – 80 C – D (34 – 36 C – D)

3 rows: 90 – 95 AA (40 – 42 AA),

90 B (40 B), 85 – 90 C – D (38 – 40 C – D)

**Fabric**

78 % PES (polyester), 15 % EL (elastane)

7 % PA (polyamide)

**Colours**

White, Taupe\*, Berry\*



## Diana

- Classic design coupled with good support and coverage
- Two-section cup
- Decorative lace trim across the neckline adds elegant flair
- Made of smooth, soft microfibre
- Adjustable straps with soft shoulder padding

**Art.-No.** T57 2551

**Sizes/Cup EUR (UK)**

70 – 105 A – B (32 – 46 A – B)

75 – 105 C – D (34 – 46 C – D)

**Hooks & Eyes**

2 rows: 70 – 85 A – B (32 – 38 A – B),

75 – 80 C – D (34 – 36 C – D)

3 rows: 90 – 105 A – B (40 – 46 A – B),

85 – 105 C – D (38 – 46 C – D)

**Fabric**

34 % PES (polyester), 29 % PA (polyamide)

21 % EL (elastane), 16 % CO (cotton)

**Colours**

White, Nude, Black



## Alina\*

- Young and feminine look
- Wide cut neckline
- Narrow straps at the bottom, wider and padded shoulders
- Ideal under lightweight or transparent tops
- Delicate embroidery
- Soft microfibre

**Art.-No.** T57 2431

**Sizes/Cup EUR (UK)**

80 – 95 AA (36 – 42 AA)

70 – 95 A – B (32 – 42 A – B)

75 – 95 C (34 – 42 C)

**Hooks & Eyes**

2 rows: 80 – 95 AA, (36 – 42 AA)

70 – 95 A – B (32 – 42 A – B),

75 – 95 C (34 – 42 C)

**Fabric**

59 % PES (polyester),

31 % PA (polyamide – Tactel),

6 % EL (elastane), 4 % CO (cotton)

**Colours**

White





SILIMA® Lingerie

## LACE

---

Lace lingerie by SILIMA® is absolutely feminine. Delicate and stylish lace emphasises curves in an elegant manner. The bras can be worn under classical as well as casual clothing: a little escape from everyday life.

Lace bras like our new Sophie look good even under slightly transparent materials. The combination of pretty details, comfortable fit and high-quality materials makes this model a must-have for every wardrobe. Nothing scratches, confines or pinches – a real feelgood bra.

Many varieties of lace bras are available, with sewn cups or seamless moulded foam or spacer cups.





NEW  
PRODUCT\*

## Sophie ●

- Soft comfortable wireless bra, making any irregularities become invisible
- Super-soft seamless moulded cups made of 3D spacer material with high breathability; light, elastic and fast drying
- Cups adapt to the contour gently without being bulky: reinforcement through sickle-shaped lining improves shape and hold
- Embroidered net lace at neckline, underbust and back for a fashionable, delicately feminine effect
- Elastic, continuously adjustable straps are soft and split in two at the front

**Art.-No.** T57 5201

### **Sizes/Cup EUR (UK)**

75 – 100 AA (34 – 44 AA)

70 – 100 A – B (32 – 44 A – B)

70 – 90 C (32 – 40 C), 75 – 90 D (34 – 40 D)

### **Hooks & Eyes**

2 rows: 75 – 85 AA (34 – 38 AA)

70 – 85 A – B (32 – 38 A – B)

70 – 85 C (32 – 38 C), 75 – 85 D (34 – 38 D)

3 rows: 90 – 100 AA (40 – 44 AA)

90 – 100 A – B (40 – 44 A – B)

90 C (40 C), 90 D (40 D)

### **Fabric**

62 % PES (polyester), 28 % PA (polyamide)

10 % EL (elastane)

### **Colours**

White, Black



\*available from December 2018

## Eve Lace

- Classy T-shirt bra in shiny jacquard
- Ensures a smooth and even outline
- Lightweight appearance thanks to the elastic, delicate Textronic lace at the back
- Moulded pocket lining made of very fine, elastic, breathable mesh
- The Limited Stretch jacquard material has a lightweight appearance and provides excellent support at the sides
- Soft lace inserts at the neckline in accordance with the fashion trend => High Apex
- Narrow adjustable, padded straps with soft back, three-fold adjustable hook fastening

**Art.-No.** T57 4801

**Sizes/Cup EUR (UK)**

75 – 100 A – C (34 – 44 A – C)  
75 – 95 D (34 – 42 D)

**Hooks & Eyes**

2 rows: 75 – 85 A – D (34 – 38 A – D)  
3 rows: 90 – 95 A – D (40 – 42 A – D),  
100 A – C (44 A – C)

**Fabric**

41 % PA (polyamide)  
28 % PU (polyurethane)  
19 % PES (polyester)  
12% EL (elastane)

**Colours**

Pearl



## Lola

NEW  
DESIGN

- Elegant bra with sophisticated details
- Soft wireless bra with new modern look
- Use of new feminine jacquardtronic lace with three-dimensional embroidery
- White model has white rather than skin-coloured pockets
- Optimized cut

**Art.-No.** White T57 2583, Black T57 2583

**Sizes/Cup EUR (UK)**

70 – 105 A – C (32 – 46 A – C)  
70 – 100 D (32 – 44 D), 70 – 95 E (32 – 42 E)

**Hooks & Eyes**

2 rows: 70 – 85 A – B (32 – 38 A – B),  
70 – 80 C – E (32 – 36 C – E)  
3 rows: 90 – 105 A – B (40 – 46 A – B),  
85 – 105 C (38 – 46 C), 85 – 100 D  
(38 – 44 D), 85 – 95 E (38 – 42 E)

**Fabric**

White: 72 % PA (polyamide)  
24 % EL (elastane), 4 % CO (cotton)  
Black: 77 % PA (polyamide)  
23 % EL (elastane)

**Colours**

White, Black



## Annabelle

- Elegant T-shirt bra with lace application
- Soft bra with moulded foam cup, ensures a smooth and even outline
- Lightweight appearance thanks to elastic Textronic lace on bar and back - side reinforcements for special support
- Feminine look due to exquisite embroidery in the strap area
- Adjustable straps with soft back
- Three-fold adjustable hook fastening

**Art.-No.** T57 4503

**Sizes/Cup EUR (UK)**

75 – 100 A – C (34 – 44 A – C)  
75 – 95 D (34 – 42 D)

**Hooks & Eyes**

2 rows: 75 – 85 A – D (34 – 38 A – D)  
3 rows: 90 – 100 A – C (40 – 44 A – C),  
90 – 95 D (40 – 42 D)

**Fabric**

52 % PA (polyamide)  
35 % PES (polyester)  
13 % EL (elastane)

**Colours**

Aquamarine







### Suzanne Softcup\*

- Seamless cup
- Feminine bra made of embroidered tulle
- Bra with 2 deep pockets reinforced with jersey lining
- Adjustable straps, padded
- Stretch tricot at the back, soft and elastic

#### G-String Suzanne\*

Art.-No. T57 4091  
 Sizes EUR (UK) 36 – 46 (30 – 40)

Art.-No. T57 5001

Sizes/Cup EUR (UK)  
 70 – 95 A – C (32 – 42 A – C)

Hooks & Eyes  
 2 rows: 70 – 95 A – C (32 – 42 A – C)

Fabric 56 % PA (polyamide),  
 18 % PU (polyurethane),  
 15 % PES (polyester), 11 % EL (elastane)

Colours  
 Apricot/Cream



### Suzanne\*

- Feminine bra made of embroidered tulle
- Cups with crochet floral trim in cream
- Lightweight appearance thanks to two-part straps and very lightweight stretch fabric
- Soft straps, padded underwiring
- Bra with three-section cup, 2 deep pockets reinforced with jersey lining

Art.-No. T57 4001

Sizes/Cup EUR (UK)  
 70 – 95 A – C (32 – 42 A – C)

Hooks & Eyes  
 2 rows: 70 – 95 A – C (32 – 42 A – C)

Fabric  
 81 % PA (polyamide), 14 % EL (elastane),  
 5 % PES (polyester)

Colours  
 Apricot/Cream



### Amelie Softcup\*

- Seamless cup
- Soft, charcoal grey-coloured fabric
- Bra with 2 deep pockets reinforced with jersey lining
- Adjustable straps with soft padding
- Cream lace trim at the sides

Art.-No. T57 4901

Sizes/Cup EUR (UK)  
 70 – 95 A – C (32 – 42 A – C)

Hooks & Eyes  
 2 rows: 70 – 95 A – C (32 – 42 A – C)

Fabric 50 % PA (polyamide),  
 18 % PU (polyurethane),  
 16 % PO (polyester), 16 % EL (elastane)

Colours  
 Anthracite/Cream



### Amelie\*

- Exquisite, charcoal grey-coloured bra with delicate lace trim
- Soft, charcoal grey-coloured fabric with cream lace trim on cups and straps
- Adjustable straps with soft padding
- Three-section cup with underwiring and 2 deep pockets

#### Brief Amelie\*

Art.-No. T57 3991  
 Sizes EUR (UK) 36 – 46 (30 – 40)

Art.-No. T57 3901

Sizes/Cup EUR (UK)  
 70 – 95 A – C (32 – 42 A – C)

Hooks & Eyes  
 2 rows: 70 – 95 A – C (32 – 42 A – C)

Fabric  
 83 % PA (polyamide), 10 % EL (elastane),  
 7 % PES (polyester)

Colours  
 Anthracite/Cream



## Flora

- For a sublime and feminine look
- Supple, stretch floral lace, fully lined
- Soft shoulder padding, adjustable straps

- **Neckline insert**  
for extra security and camisole effect

Art.-No. T64 2071

Art.-No. T57 2081

Sizes/Cup EUR (UK)

70 – 95 AA – C (32 – 42 AA – C)

70 – 90 D (32 – 40 D)

**Hooks & Eyes**

2 rows: 70 – 85 AA – B (32 – 38 A – C),

70 – 80 C – D (32 – 36 C – D)

3 rows: 90 – 95 AA – B (40 – 42 AA),

85 – 95 C (38 – 42 C), 85 – 90 D (38 – 40 D)

**Fabric**

75 % PA (polyamide)

19 % EL (elastane)

6 % CO (cotton)

**Colours**

White, Champagne, Black



## Bianca

- Feminine bra designed especially for the smaller bust
- Padded cups ensure a smooth and even outline
- Particularly comfortable
- Slightly wider, adjustable straps with soft lining
- Beautiful top fabric detail adds a touch of elegance

Art.-No. T57 2691

Sizes/Cup EUR (UK)

70 – 95 AA – B

(32 – 42 AA – B)

**Hooks & Eyes**

2 rows: 70 – 95 AA – B (32 – 42 AA – B)

**Fabric**

60 % PA (polyamide)

18 % PES (polyester)

12 % CO (cotton)

10 % EL (elastane)

**Colours**

White



## Marie Lace\*

- Exquisite bra with practical details
- Two-section cup for perfect support, exquisite single jersey featuring a floral jacquard pattern
- Lightweight appearance thanks to the delicate, two-tone embroidery-look lace
- Special support due to the invisible bust support in the cup and the padded straps

Art.-No. T57 4211

Sizes/Cup EUR (UK)

75 – 100 A – C (34 – 44 A – C)

80 – 100 D (36 – 44 D)

**Hooks & Eyes**

2 rows: 75 – 90 A (34 – 40 A), 75 – 85 B

(34 – 38 B), 75 – 80 C (34 – 36 C), 75 D (34 D)

3 rows: from 95 A (42 A), 90 B (40 B),

85 C (38 B), 80 D (36 D)

**Fabric**

75 % PA (polyamide)

21 % EL (elastane)

4 % CO (cotton)

**Colours**

Powder/Make-up





SILIMA® Lingerie

## SUPPORT

---

Active, mobile, spontaneous and free. What provides support in every situation? A SILIMA® support bra. A well-fitting bra can improve the entire appearance of a woman. Relief bras in the SILIMA® Support collection are fashionable and comfortable companions. Perfectly fitting bras offer the necessary support at all times. Nothing cuts in and the back is relieved.

Greater support, while gentle to the body and stylish: that's the new model Soft Comfort. Here too, the colour "nude" is the right choice for light clothing. No outline is traced and nothing shines through, even under tight fashion.



NEW  
PRODUCT+

## Soft Comfort ●

- Soft relief bra with net lace trim, wireless for perfect hold and optimal adaptation to the shape of the breast
- Super-soft seamless moulded cups made of 3D spacer material with high breathability; light, elastic and fast drying
- Seamless moulded cups cover irregularities without being bulky; side sickle-shaped reinforcements provide extra hold
- Upper cup with elastic panel in fashionable embroidered net lace and delicate little neckline bow
- Soft, broad and anatomically shaped underbust band
- Wider, continuously adjustable and padded straps
- Our new colour "nude" flatters the skin and encloses the body subtly

Art.-No. T57 5301

Sizes/Cup EUR (UK)

75 – 105 B – E (34 – 46 B – E)

Hooks & Eyes

2 rows: 75 – 85 B – E (34 – 38 B – E)

3 rows: 90 – 105 B – E (40 – 46 B – E)

Fabric

44 % PA (polyamide)

29 % EL (elastane)

27 % PES (polyester)

Colours

White, Nude



\*available from December 2018





## Galant back fastening

- Short-line bra with clever details
- Two-section cup
- Stretch lace
- Optimal support for a heavy bust, suitable for ladies suffering from shoulder-arm syndrome and/or lymphoedema
- Reinforced underbust support
- Particularly wide, softly padded straps, not adjustable

Art.-No. T57 1541

**Sizes/Cup EUR (UK)** 80 – 100 A (36 – 44 A)  
75 – 115 B – D (34 – 50 B – D)  
85 – 115 E (38 – 50 E)

### Hooks & Eyes

5 rows: 75 – 95 A – E (34 – 42 A – E)  
6 rows: 100 – 115 A – E (44 – 50 A – E)

**Fabric** 71 % PA (polyamide),  
27 % EL (elastane), 2 % CV (viscose)

**Colours** White, Nude, Black



△  
 with 1 pocket,  
 provided



## Galant front fastening

- Short-line bra with clever details
- Two-section cup
- Stretch lace
- Optimal support for a heavy bust, suitable for ladies suffering from shoulder-arm syndrome and/or lymphoedema
- Reinforced underbust support
- Particularly wide, softly padded straps, not adjustable

Art.-No. T57 1551

**Sizes/Cup EUR (UK)**  
75 – 100 A (34 – 44 A), 75 – 115 B – C (34 – 50 B – C), 85 – 115 D – E (38 – 50 D – E)

### Hooks & Eyes

6 rows: 75 A – C (34 A – C)  
7 rows: 80 – 90 A – C (36 – 40 A – C);  
8 rows: 80 – 90 D – E (36 – 40 D – E),  
95 – 105 A – C (42 – 46 A – C)  
9 rows: 95 – 105 D – E (42 – 46 D – E),  
110 – 115 A – C (48 – 50 A – C)  
10 rows: 110 – 115 D – E (48 – 50 D – E)

**Fabric** 71 % PA (polyamide),  
27 % EL (elastane), 2 % CV (viscose)

**Colours** White, Nude, Black



△  
 with 1 pocket,  
 provided



## Comfort

- Long-line bra with convenient front fastening
- Two-section cup
- For women with a larger bust following bilateral surgery
- Optimal support for a heavy bust, suitable for ladies suffering from shoulder-arm syndrome or lymphoedema in the chest, shoulder and arm
- Optimal support for a heavy bust, suitable for ladies suffering from shoulder-arm syndrome or lymphoedema in the chest, shoulder and arm
- Does not ride up
- Reinforced underbust support
- Skilful accentuation of front and back neckline with flattering, elastic lace

Art.-No. T57 1651

**Sizes/Cup EUR (UK)**  
80 – 120 B – D (36 – 52 B – D)  
90 – 120 E (40 – 52 E)

### Hooks & Eyes

13 rows: 80 – 105 B – C (36 – 46 B – C)  
14 rows: 80 – 105 D – E (36 – 46 D – E)  
110 – 120 B – C (48 – 52 B – C)  
15 rows: 110 – 120 D – E (48 – 52 D – E)

**Fabric** 66 % PA (polyamide),  
32 % EL (elastane), 2 % CV (viscose)

**Colours** White, Nude, Black



△  
 with 1 pocket,  
 provided



## Apart

- Soft wireless modern bra featuring colour-matching jacquardtronic lace with 3-dimensional embroidery
- Broad, padded and adjustable straps as well as anatomically shaped underbust band
- Cotton-rich pockets for optimal moisture exchange
- Higher cut, two-section cup and double interlock for best fit, relief and hold

Art.-No. T57 1462

**Sizes/Cup EUR (UK)**  
75\* – 110 B – E (34\* – 48 B – E)  
75\* – 105 F (34\* – 46 F)

### Hooks & Eyes

3 rows: 75\* – 90 B – F (34\* – 40 B – F)  
4 rows: 95 – 110 B – F (42 – 48 B – F)

### Fabric

39 % PA (polyamide), 25 % CO (cotton),  
19 % PES (polyester), 17 % EL (elastane),

**Colours** White, Black



NEW  
DESIGN\*





SILIMA® Lingerie

## MEDICAL & SPORT

---

**For the initial period after treatment:  
the perfect solution for all requirements**


To ensure the best possible care and support immediately after breast surgery, SILIMA® has developed special-purpose bras to specifically provide the necessary post-operative care.

A compression bra supports the tissue and optimises the process of shaping the bust following breast reconstruction, reduction, lifting or conservative surgery. In addition controlled compression in the scar area and strain relief on the lymph drainage channels aids the healing process.

In conjunction with the particularly light initial care breast forms, the supple and soft initial care bras developed by SILIMA® create a natural appearance right after breast surgery, thus encouraging the healing process.

The highly practical, comparatively plain compression or initial care bras and the initial care breast forms are designed for temporary use and are only worn until the scar tissue has fully healed.





## Cara

- Compression bra following reconstructive or conservative breast surgery
- Moulded, double-layered cups for even compression without leaving an impression
- Wide straps, adjustable in three stages
- Front hook and zip fastening, softly lined
- Broad stretch band below the bust prevents cutting in and riding up

**Art.-No.** T57 2301

**Sizes/Cup EUR (UK)**

75 – 105 AA/A (34 – 46 AA/A), 70 – 105 B/C (32 – 46 B/C), 70 – 100 D/E (32 – 44 D/E)

**Indications** Following any reconstructive breast surgery  
Following segmental or quadrant resection

**Fabric**

54 % PA (polyamide), 33 % CO (cotton), 13 % EL (elastane)

**Colours** Champagne, Black\*\*



\*\* Further sizes from 11/2018:

105 D/E (46 D/E) and 110 – 120 AA/A, B/C (48 – 52 AA/A, B/C)



## Post-OP Belt

- Anatomically shaped post-op belt with hook-and-loop closure
- Secures the breast implant and prevents its upward migration
- The anatomical shape supports the compression effect
- Highly elastic and soft, made of breathable Combitec fabric
- Supplied without bra

**Art.-No.** T57 2313

**Sizes/Circumference**

(Measure under the armpits above the chest) S/86 – 92 cm, M/92 – 98 cm  
L/98 – 108 cm, XL/108 – 118 cm  
XXL/118 – 128 cm

**Indications**

Breast reconstruction after mastectomy  
Breast augmentation with silicone implants  
Following any reconstructive breast surgery

**Fabric** 63 % PA (polyamide), 20 % PES (polyester), 17 % EL (elastane)

**Colours** Champagne, Black



## Lena

- Ideal care for smaller cup sizes
- Highly elastic, pleasantly soft fabric
- Infinitely adjustable hook-and-loop fastening at the front and on the shoulders
- Easy and comfortable to use
- Maximum comfort
- Double-layered cups with two deep pockets

**Art.-No.** T57 2351

**Sizes**

S Cup A, M Cup A  
L Cup A, XL Cup A

**Underbust measurement**

S/70 – 80 cm/11,5 cm  
M/80 – 90 cm/12,5 cm  
L/90 – 100 cm/13,5 cm  
XL/100 – 110 cm/14,5 cm

**Fabric**

49 % PA (polyamide)  
39 % CO (cotton)  
12 % EL (elastane)

**Colours** White



## Elena

- Post-operative care for larger cup sizes
- Highly elastic, comfortable microfibre
- Front fastening for easy use, ideal when arm movement is restricted
- Extra-wide support straps
- Three-fold adjustable hook fastening with soft backing on the shoulder
- Cups with two deep pockets

**Art.-No.** T57 2891

**Sizes/Cup EUR (UK)**

75 – 115 A – D (34 – 50 A – D)

**Hooks & Eyes**

7 rows: 75 – 85 A – D (34 – 38 A – D)

8 rows: 90 – 95 A – D (40 – 42 A – D)

9 rows: 100 – 105 A – D (44 – 46 A – D)

10 rows: 110 – 115 A – D (48 – 50 AA – D)

**Fabric**

76 % PES (polyester)

17 % CO (cotton)

5 % PA (micropolyamide)

2 % EL (elastane)

**Colours** White



## Sylvie sports bra\*

- Functional and fashionable sports bra for firm support, minimises breast movement
- Cups made of fine microfibre, pleasantly comfortable
- Moulded pockets made of fine High Power jersey
- Flat, elastic seems and soft non-slipping edges
- Breathable Climatex fabric in neckline, back, side and front panels

**Art.-No.** T57 4401

**Sizes/Cup EUR (UK)**

75 – 105 AA – D (34 – 46 AA – D)

**Hooks & Eyes**

3 rows: 75 – 105 AA – D (34 – 46 AA – D)

**Fabric**

37 % PES (polyester)

36 % PA (polyamide)

27 % EL (elastane)

**Colours** Silver/White



\*while stocks last

## Fiberfill-breast forms to temporarily restore appearance

- Made of woven fabric with fibrefill filling
- The best solution for sensitive scar areas, slow healing wounds and radiotherapy.
- Available as a symmetric short oval or triangle with additional strap at the base for bra attachment.

If a women who has undergone surgery feels all right and her scars are healing well, a silicone breast form can also be used straight away. Nevertheless, you should always show her an initial care breast form as well.

Initial care breast forms should be replaced as soon as possible with silicone forms. Some women do, however, find it hard to switch from a lightweight initial

care breast form to a normal "heavy" silicone form. Please bear this in mind when giving advice.

**Art.-No.** T66 2272

Triangular, symmetric, with additional strap

**Size** 1 – 14

**Art.-No.** T66 2202

Short oval, symmetric

**Size** 0 – 11









THUASNE Compression care


## COMPETENCE AND PRODUCT RANGE: THUASNE BREAST CANCER AFTERCARE

---

Immediately after breast surgery, it is important to prevent oedemas and support scar healing with targeted compression. THUASNE offers a suitable solution for every phase following breast surgery. An extensive portfolio of bras, breast forms and compression components, which can be combined in a variety of ways, is available for almost any medical challenge. You can put your trust in THUASNE's almost fifteen decades of experience in compression care.

Breast cancer surgery involves the removal of lymph nodes, while also impacting the lymph channels. This is why lymphoedema in the arm, breast or breast wall is the most frequent complication after breast cancer surgery in approx. 30 % of operated patients. THUASNE has developed effective compression solutions for decongestion and maintenance exactly for this phase.

**The combination with THUASNE's decades of experience in the field of compression is unique.**



### **MOBIDERM®**

An innovative product for oedema reduction during phase 1 of complete decongestive therapy, CDT 1: effective, practical and comfortable. Can also be worn cut-to-size in a bra.

### **LYMPHATREX®**

High-quality compression clothing with short-distension stretch properties for greater comfort for the wearer. Ready-made and made-to-measure, with many options. For daily care during phase 2 of complete decongestive therapy CDT 2.

### **MOBIDERM® autofit**

For use at night during phase 2 of complete decongestive therapy, CDT 2, to stabilise CDT results and prevent rebound. Effective, light and flexible without complicated wrapping.

More information about compression care is provided in the special brochure shown on the left or in the internet at [thuasne.de](http://thuasne.de)







SILIMA®

## BREAST FORMS

---

### Natural wellbeing

When you recommend SILIMA® breast forms to your customers, you are recommending carefully tested quality made in Germany. THUASNE has been manufacturing its products carefully by hand and using the very latest technology in Burgwedel in Lower Saxony for more than 45 years. A continuous improvement process ensures that SILIMA® breast forms keep pace with the care needs of women who have undergone breast surgery. For example, regular developments of new and innovative products in different shapes and designs respond to advances in surgery techniques.

The SILIMA® brand stands for a feeling of natural wellbeing. Women who have undergone breast surgery particularly appreciate the pleasant silkiness of the breast forms, which feel gentle on their skin. Nothing weighs heavily, constricts, or is visible underclothing. The products also adapt well to the body and its natural movement.

Worn with a SILIMA® bra, these breast forms always create an aesthetic and harmonious entity. The feminine body image is recreated: personalised and right down to the last detail. This confidence helps your customers regain their zest for life and thus plays a key role in both the physical and mental healing process.

SILIMA® breast forms have a pleasant and natural feel that makes women who have undergone breast surgery feel safe and confident. Different sizes and versions are available to ensure the best possible solution for each personal situation. The forms are adapted to the contours of the body. The soft silicone body, whose behaviour very closely resembles that of female breast tissue, ensures that they move naturally.

## The SILIMA® process

SILIMA® has developed a special processing technique for adjusting the elasticity of the silicone to assure the natural quality of SILIMA® breast forms made of soft, yet at the same time textured and extremely tear-proof, silicone. High-elasticity, gossamer-thin polyurethane (PU) film encases the soft silicone body of the SILIMA® breast forms like a skin and prevents the molecules from escaping to the surface. The film is extremely tear-proof, which further enhances the durability of the breast form. Furthermore, the PU film and silicone join to form a single unit, which ensures very natural movement.

### Skin friendly and gentle

The polyurethane film is elastic, resistant to chlorine and salt water, and heat conducting, which allows the breast form to adopt body temperature when worn.

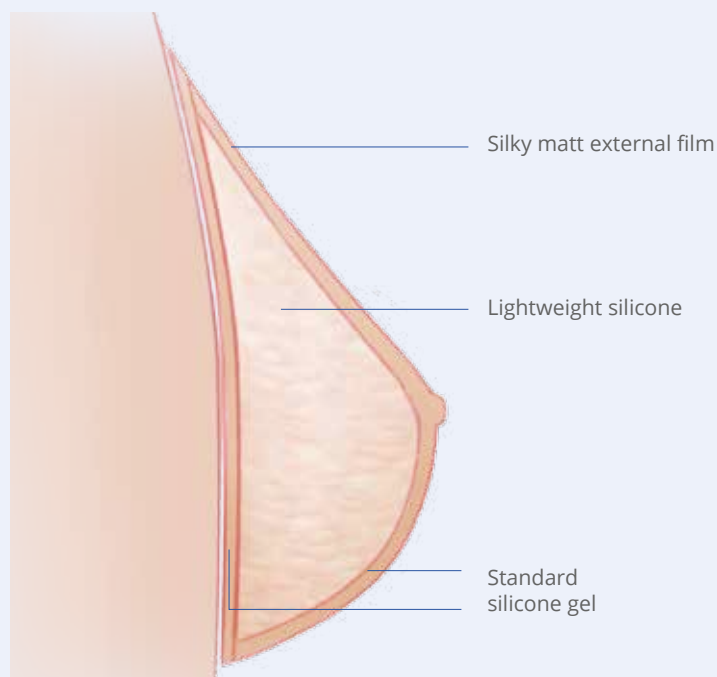
The film is not just skin friendly: it also feels natural. And thanks to a special matt finish, it even resembles the appearance of skin very closely

A natural beige tone, together with two different shades of brown are available to match the respective skin colour, thus making sure the breast form looks quite natural, even under flimsy clothing.

### SILIMA® – quality that lives up to its promise

The introduction of a quality management system and certification of the same in accordance with ISO 13485 and ISO 9001 ensure the consistently high quality of SILIMA® breast forms, from development, through production, right up to despatch. After all, we want nothing more than to satisfy you and your customers.

### Structure of a modern breast form



## SILIMA® colour coding

To facilitate navigation through our range of breast forms, we use a symbol system that can be found on the breast form packaging:



### Adhesive

These are our self-adhesive products:  
SILIMA® direct, SILIMA® shell direct one,  
SILIMA® xtra and self-adhesive nipples.



### Standard gel

This symbol identifies our standard gel breast forms:  
SILIMA® classic soft (triform clear\*), SILIMA® classic (triform and contura\*),  
SILIMA® oval shell and SILIMA® shell.



### Ultra-soft semi-partial

The particularly soft and supple SILIMA® conform partial form.



### Extra-soft lightweight

Lightweight breast forms that are particularly soft and supple:  
SILIMA® soft & light (optima, embrace, elegance clear and discreetly\*)  
and SILIMA® elite.



### Lightweight

This symbol stands for our lightweight breast forms:  
SILIMA® light (triform light and contura light\*).



### Extra lightweight

Marks our innovative development in the field of lightweight breast forms:  
the unique SILIMA® ultra light.

\*UK names

## Care following conservative surgery

### Perfect compensation and flawless contour

SILIMA® partial breast forms restore the natural symmetric contour of the bust following conservative breast surgery or extensive oncoplastic surgery with resulting aesthetic deficits.

Nowadays, some 80 percent of all patients do not need to undergo mastectomy. Conservative breast surgery is the standard approach to treating malignant breast cancer these days. Conservative therapy, or even elaborate breast reconstruction procedures, however, sometimes only result in partial recovery, or are unaesthetic. These changes are only rarely detectable immediately after surgery. They usually only occur once post-operative radiotherapy has been given. Given the preceding radiation therapy, surgical correction only rarely produces the desired result. Moreover, it entails the use of stressful reconstruction techniques.

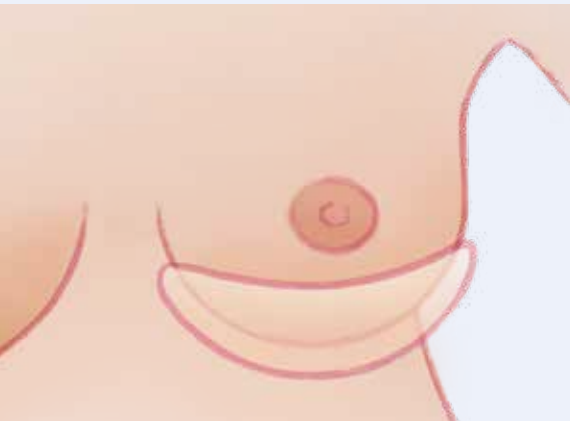


### The gentle alternative

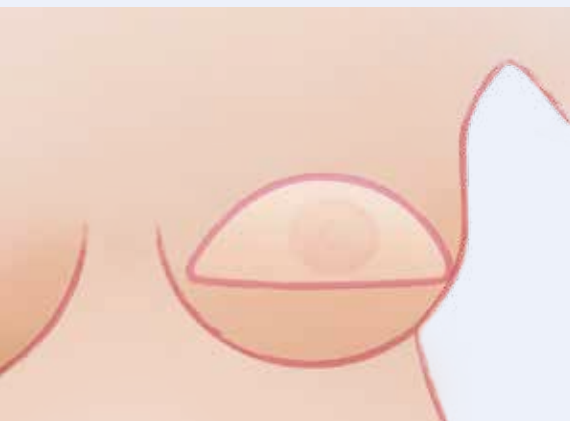
If the result of conservative or oncoplastic surgery is aesthetically unsatisfactory, SILIMA® partial breast forms can reproduce a natural, symmetric bust contour. Equally, if surgery entails several operations, they can serve as an interim solution.

SILIMA® partial forms come in various sizes, shapes and thicknesses, allowing you to offer your customers a perfect fit that is superbly comfortable and guarantees maximum freedom of movement, in any situation.

## Illustrations SILIMA® xtra



Positioning SILIMA® xtra underneath or at the outer edge supports or lifts the breast, thus restoring its customary appearance.



Size 1 or 2 can compensate volume deficits at the tip of the breast; can be combined with a self-adhesive nipple.



Adhesive

## SILIMA® xtra

- Perfect hold on the skin and in a bra
- Whether placed beneath the breast or at the side, these soft partial forms create a perfect appearance following conservative breast surgery or when the two breast sizes differ
- A lack of tissue or volume in the upper part of the breast is compensated by the push-up effect from below or from the side. The smaller sizes are ideal for replenishing volume around the tip, e.g. following breast reconstruction
- The special, medically tested adhesive pads ensure that SILIMA® xtra stays firmly in place in a bra and is not visible. The adhesive pads can be worn over longer periods, and new pads purchased, if necessary. As such, SILIMA® xtra is very durable as an adhesive breast compensation solution
- The gradually tapering edges and soft material nestle gently and naturally against the breast without any visible transitions
- The matt outer film enhances the natural appearance
- SILIMA® xtra can be worn left or right in any well-fitting bra
- SILIMA® xtra comes complete with adhesive pads and cleaning accessories. The individual components can be reordered separately

Art.-No. T66 1071

Sizes 1 – 4



Adhesive pads with cleaning board  
Art.-No. T64 107



Special brush  
Art.-No. T13 301



Cleaning lotion  
Art.-No. T83 3772

## Illustrations SILIMA® oval shell



Volume deficits in the lower breast can be compensated and the breast lifted, thus restoring the natural contour/appearance.



Can be rotated 180° for use on either side.



Changing the position also compensates volume deficits in the middle and upper breast.

Oval shape for use on either side. Can be rotated 90° to the left or right for use as shown in the two upper illustrations.



## SILIMA® oval shell

- For a close-fitting, natural silhouette
- A shortage of volume in the upper part of the breast is compensated by the push-up effect from below or from the side. For volume deficits in the lower breast area or at the tip, e.g. following reconstruction
- Anatomical, oval shape
- The gradually tapering edges and soft material nestle gently and naturally against the breast without any visible transitions

- Velvety, matt outer film enhances the natural appearance
- Best worn directly on the skin

Art.-No. T66 1101

Cup/sizes

Standard/B, 2/3, 4/5, 6/7, 8/9, 10/11



## SILIMA® shell direct one

- Secure positioning with just one adhesive strip
- The ultra-thin adhesive strip unobtrusively sticks to the back of the form
- The one-piece adhesive strip makes the form even easier to handle and clean and even more secure to wear
- Symmetric shape that adapts to the natural female form
- Gently tapering edges for a natural transition
- Can be held by a well-fitting bra
- SILIMA® shell direct one comes complete with adhesive strip and cleaning accessories. The individual components can be reordered separately

Art.-No. T66 3872

Cup/sizes

Standard/B 1 – 11

Full/C 3 – 11

Description

self-adhesive, anatomical, symmetric

Passende Haftstreifen

Size 1: Form sizes 1 and 2

Size 2: Form sizes 3 and 4

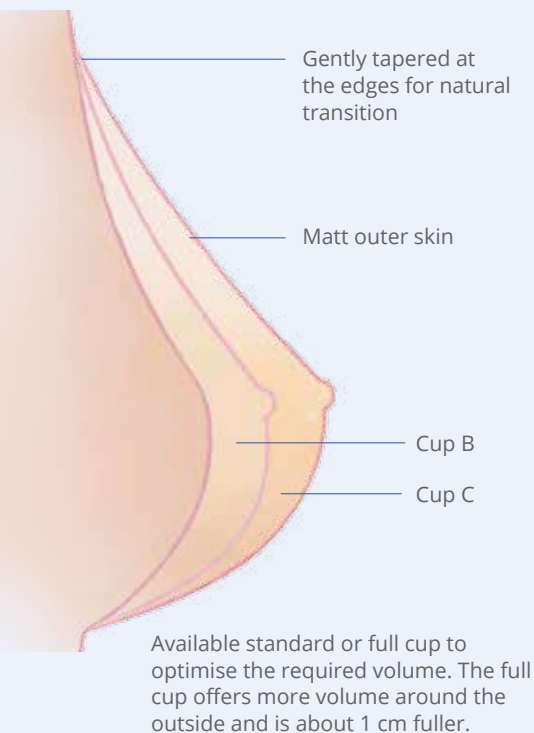
Size 3: Form sizes 5 and 6

Size 4: Form sizes 7 and 8

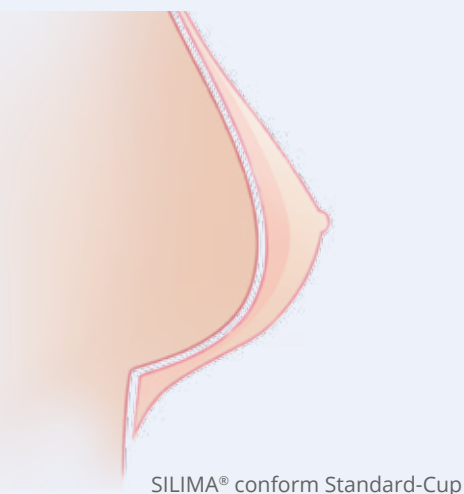
Size 5: Form sizes 9 and 10

Size 6: Form size 11

### Illustration SILIMA® shell and SILIMA® shell direct one



### Illustrations SILIMA® conform



2

Standard gel

### SILIMA® shell

- For a smooth and even outline
- Worn directly on the skin
- Flat, natural transition where the bra straps join, the outer edges nestle softly and gently against the skin
- Anatomical, symmetric shape, mirrors the curvature of the chest wall
- Restores the natural appearance

Art.-No. T66 3802

#### Cup/sizes

Standard/B 1 – 11, Full/C 3 – 12

#### Description

anatomical, symmetric



3

Ultra-soft semi-partial

### SILIMA® conform

- A particularly aesthetic soft and smooth fitting form
- Ideal for sensitive scar tissue and suitable for initial care
- The standard cup has a deep hollow on the underside, making it particularly good for moderate loss of tissue
- The full cup has a shallower hollow, offering more volume to compensate greater loss of tissue
- Velvety matt outer skin
- Particularly soft inner layer made of transparent silicone
- Thin, softly tapering edge for smooth transition
- Best worn directly on the skin

Art.-No. T66 3901

#### Cup/sizes

Standard/B:

2/3, 4/5, 6/7, 8/9, 10/11

Full/C:

4/5, 6/7, 8/9, 10/11

#### Description

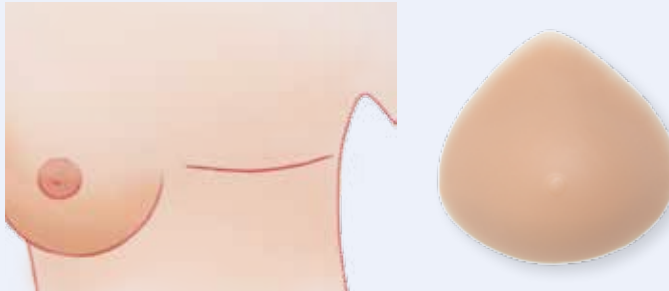
anatomical, symmetric

2-layered

## Post-mastectomy care

### Individuality for a natural appearance

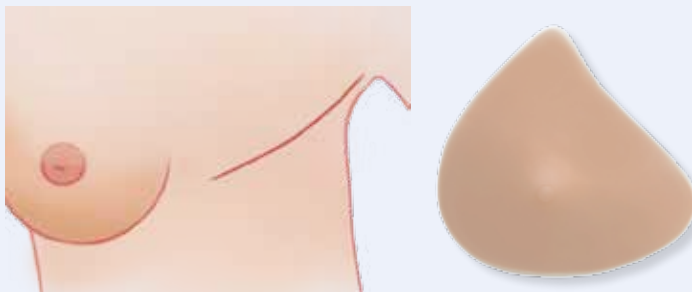
The development of SILIMA® breast forms reflects current surgery methods and compensation requirements resulting in a wide variety of forms and versions to ensure the best possible solution for your customers.



**For minimum/no underarm tissue deficit:**

#### **SILIMA® breast forms without lateral extension (symmetric)**

A less severe mastectomy removes the mammary tissue and some lymph nodes around the bust, while leaving the pectoral muscle and other lymph nodes. This procedure results in no, or only minimal, loss of underarm tissue. In this case, a SILIMA® breast form without a prominent lateral extension is the best solution.



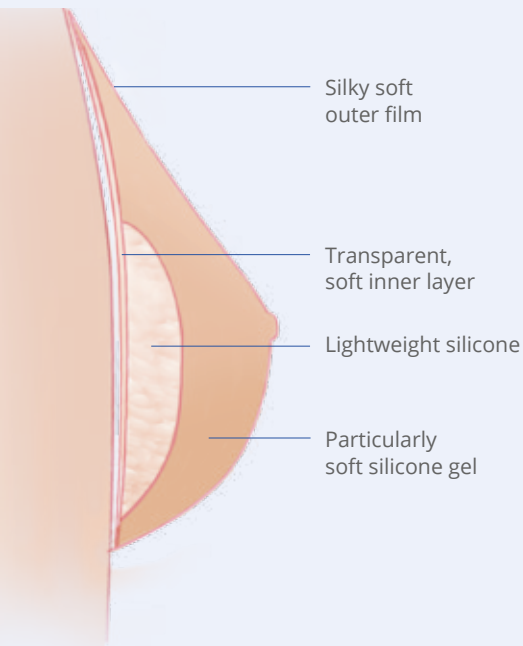
**For underarm tissue deficit:**

#### **SILIMA® breast forms with lateral extension (asymmetric)**

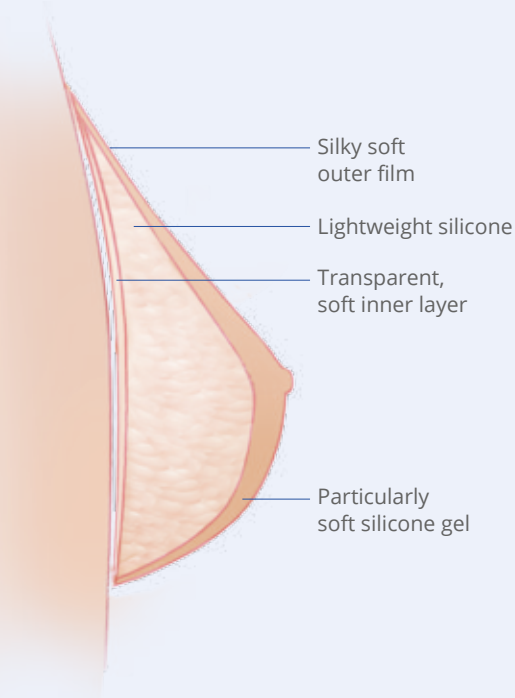
A modified radical mastectomy removes not just the mammary gland and fatty tissue, but also the lymph nodes, resulting in a noticeable loss of underarm tissue. A SILIMA® breast form with extension, i.e. that tapers at the sides under the arms, provides the best fit in such instances. This holds especially true for women with a fuller figure. By contrast, a form without extension may be more suitable for slim women, even if they have suffered tissue loss down the side.



#### Illustration SILIMA® soft & light super soft



#### Illustration SILIMA® soft & light heart shape



4

Extra-soft lightweight

### SILIMA® soft & light super soft

- Natural and particularly smooth-fitting
- Super soft cup nestles closely in the bra cup and thus resembles even more to particularly soft breast tissue
- Adapts to fit the thoracic wall with ease, ideally suited for sensitive scar tissue
- For an optimum weight compensation 15 % lighter than the remaining breast due to the soft silicone core
- Adapts naturally to all body movements, whether standing, sitting or lying down
- Lightweight silicone core encased in particularly soft silicone

Art.-No. T66 3791

UK Name: **SILIMA® optima**

Cup/sizes

Standard A/B 1 – 11

Description

anatomical, symmetric  
3-layered



4

Extra-soft lightweight

### SILIMA® soft & light heart shape

- Patent-protected three-layer design for enhanced comfort
- Lightweight silicone core with naturally soft cup and silky-soft inner layer
- Up to 30 % lighter than conventional gel forms
- Adapts to fit the thoracic wall with ease, ideally suited for sensitive scar tissue
- Even looks lightweight, thanks to the transparent inner layer
- Adapts naturally to all body movements, whether standing, sitting or lying down
- Symmetric shape, adapts to become asymmetric
- Gently tapers to the neckline and underarm area

- The curve fills the lower breast area particularly well and stops the form from rubbing against the remaining natural breast

Art.-No. T66 3281

UK Name: **SILIMA® embrace**

Cup/sizes

Standard/B 1 – 8

Full/C 5 – 12

Description

anatomical, symmetric  
3-layered

### Illustration SILIMA® soft & light

- Silky soft outer film
- Lightweight silicone
- Transparent, soft inner layer
- Particularly soft silicone gel

### Illustration SILIMA® elite

SILIMA® elite provides a large cup volume despite the smaller area (pink line) compared with previous solutions (white line)



4

Extra-soft lightweight

### SILIMA® soft & light

- So soft – so natural
- Softly rounded, natural form
- As soft as a natural breast
- Wide choice of cups for best possible compensation of moderate and fuller busts

Art.-No. T66 3782

UK Name: SILIMA® elegance clear

Cup/sizes

Standard/B 1 – 11, Full/C 3 – 14

Description

anatomical, symmetric

3-layered

- So soft – so natural

- Cup available in three sizes

- The asymmetric shape with tapered sides ensures a perfect fit when under-arm tissue has been lost as a result of removing lymph nodes

Art.-No. T66 3682

UK Name: SILIMA® discreetly


Cup/sizes

A 3 – 7, Standard/B 3 – 10, Full/C 5 – 12

Description

anatomical, symmetric

3-layered



4

Extra-soft lightweight

### SILIMA® elite

- Natural compensation for women with a large bust
- Reduced weight for enhanced comfort
- Extra-full cup volume within a small cup area
- Silky-soft surface
- Anatomical shape
- Adapts to the widest range of very individual needs
- Can be worn left and right

Art.-No. T66 3981

Cup/sizes

Extra Full/D/E 8/9, 10/11, 12/13, 14/15

**Size chart international (imperial)**

D-Cup 90/95 (40/42): 8 – 10

D-Cup 100 – 120 (44 – 52): 12 – 14

E-Cup 80 – 95 (36 – 42): 8 – 10

E-Cup 100 – 120 (44 – 52): 12 – 14

F- and G-Cup 75 – 95 (34 – 42): 8 – 10

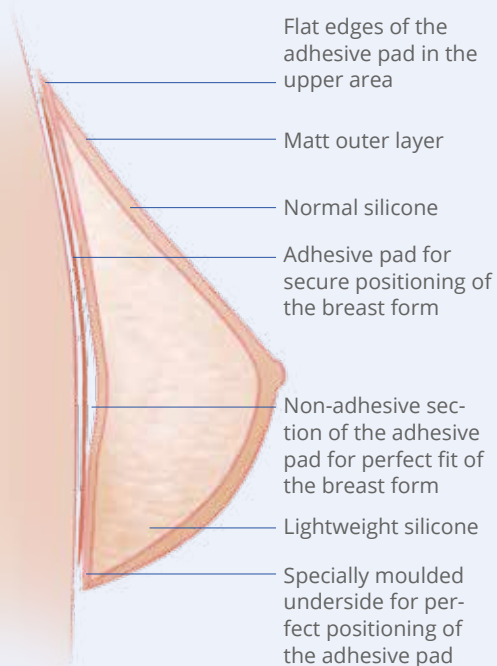
F- and G-Cup 100 – 120 (44 – 52): 12 – 14

Description

anatomical, symmetric

3-layered

### Illustration SILIMA® direct



Adhesive

### SILIMA® direct

- Versatile breast form with excellent adhesion for close and secure fitting
- SILIMA® direct comes with a thin, soft and supple, yet shape-retaining adhesive pad
- Perfectly comfortable with adhesive pad. SILIMA® direct can also be worn as a non-adhesive breast form
- Specially moulded underside for perfect positioning of the adhesive pad
- The adhesive pad is not visible
- When worn daily, the adhesive pad only needs to be cleaned once or twice a week
- Anatomically and symmetrically designed for natural movement
- Matt outer skin that resembles natural breast skin

- Adapts to the body reliably and without changing shape

**Art.-No.** T66 3772

#### Cup/sizes

Standard/B 1 – 11

Full/C 3 – 12

#### Description

anatomical, symmetric  
3-layered



SILIMA® direct comes complete with adhesive pad and cleaning accessories. The individual components can be reordered separately.



Cleaning brush

**Art.-No.** T13 301

Cleaning lotion

**Art.-No.** T83 3772

SILIMA® direct adhesive pad

**Art.-No.** T64 3772



Extra lightweight

## SILIMA® ultra light

- Perfect compensation that feels weightless
- 2-layer breast form
- Weighs up to 60 % less than conventional gel forms thanks to the use of special lightweight silicone
- Unique ring-formed design guarantees stability as well as natural movement
- Deeply hollowed underside to protect the sensitive scar area
- Underside edge finish ensures good air circulation. Water drains off easily when swimming
- Anatomical, symmetric shape
- Particularly suitable for patients with lymphoedema
- A good solution even if considerable amounts of tissue are removed during conservative surgery

Art.-No. T66 3741

### Cup/sizes

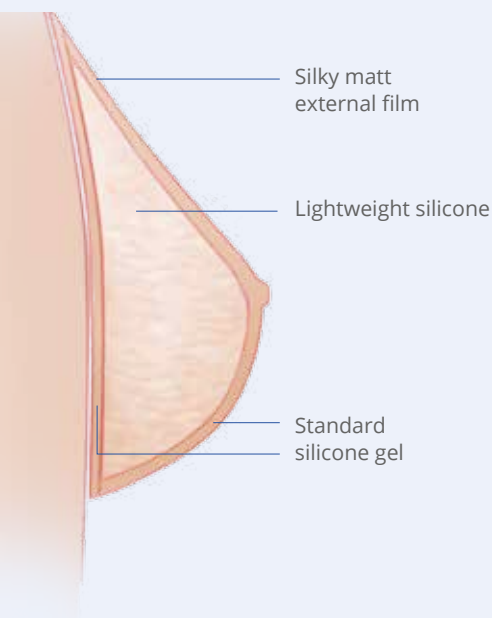
Standard/B 1 – 11

Full/C 3 – 14

### Description

anatomical, symmetric  
2-layered

## Illustration SILIMA® light



Lightweight

## SILIMA® light

- Ideal for women with lymph-oedema or a larger bust, or for particularly active women
- Three-layer breast form
- Depending on size and cup, up to 30 % lighter than standard silicone forms
- Special lightweight silicone core encased in standard silicone
- Natural movement
- Mirrors the natural curvature of the chest wall
- Flat natural transition where the straps join and at the edges
- Gentle, crease-free fit
- Can be worn either in a pocket or directly on the skin
- For patients without underarm tissue loss, and for slender women
- Ideal for women with lymphoedema or a larger bust, or for particularly active women

Art.-No. T66 3751

UK Name: SILIMA® triform light

### Cup/sizes

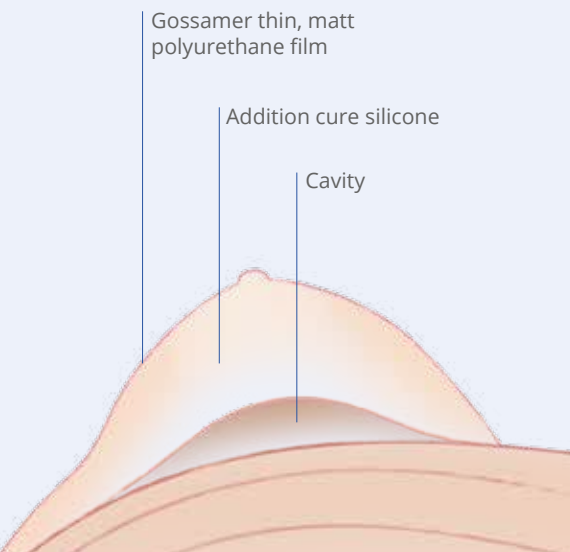
Standard/B 3 – 11

Full/C 3 – 14

### Description

anatomical, symmetric  
3-layered

## Illustration SILIMA® classic



Anatomically adapted to the natural curvature of the chest wall

Cross-section seen from above (top view)



2

Standard gel

## SILIMA® classic

- Tried and trusted solution for restoring a natural appearance
- Anatomical shape, mirrors the natural curvature of the chest wall
- Nestles closely in the bra cup without creasing
- Can be worn either in a pocket or directly on the skin
- For patients without underarm tissue loss, and for slim women

Art.-No. T66 3701

**UK Name: SILIMA® triform classic**

HMV-Nr. 24.35.02.0008

### Cup/sizes

Standard/B 1 – 11, Full/C 3 – 14

### Description

anatomical, symmetric  
1-layered

- The same as the symmetric version, except:
- Elongated at the sides to compensate underarm tissue loss
- Ideal for uneven scars or immediately following surgery thanks to the shallow hollow on the underside
- Wide tapering at the sides for guaranteed non-slip hold in a bra
- Wide, moulded bottom edge: supports the form against the body and ensures firm hold when worn directly against the skin
- Flat natural transition where the straps join and under the arms
- Flat upper breast, especially cup A

Art.-No. T66 3601

**UK Name: SILIMA® contura classic**

### Cup/sizes

A 1 – 7

Standard/B 1 – 10

Full/C 5 – 12

### Description

anatomical, asymmetric  
1-layered



Art.-No. T83 1251

**Description**

Pack of 8 nipples:  
8 x 1 of each nipples







SILIMA®

## NIPPLES

---

### For a perfectly natural appearance

A completely natural and feminine appearance down to the last detail: self-adhesive SILIMA® nipples make your SILIMA® breast form look even more natural. It is impossible to see the difference, even when wearing semi-transparent clothing. The extensive range of SILIMA® nipples ensures individual adaptation to the natural nipple. For a perfectly natural-looking bust. Even after conservative or reconstructive breast surgery. The nipple can even be worn directly on the skin.

- Range of colours and sizes
- Skin-friendly
- Easy to handle
- Repeatedly self-adhesive
- Adhesive layer can be cleaned and re-activated
- Available in packs of one or two or as an 8-piece starter and demo set for the fitting

Colours	Ø Artificial Nipple	Ø Nipple	Art.-No. Packs of one	Art.-No. Packs of two
Rust brown	40 mm	9 mm	83 127 RB 00940	83 127 RB 0094002
Rust brown	40 mm	12 mm	83 127 RB 01240	83 127 RB 0124002
Chocolate	40 mm	9 mm	83 127 SB 00940	83 127 SB 0094002
Chocolate	40 mm	12 mm	83 127 SB 01240	83 127 SB 0124002
Rust brown	52 mm	9 mm	83 128 RB 00952	83 128 RB 0095202
Rust brown	52 mm	12 mm	83 128 RB 01252	83 128 RB 0125202
Chocolate	52 mm	9 mm	83 128 SB 00952	83 128 SB 0095202
Chocolate	52 mm	12 mm	83 128 SB 01252	83 128 SB 0125202



SILIMA®

## SWIMWEAR

---

### Fashionable and confident on the beach

Summer, sun, leisure – your customers will look good at the beach or pool in SILIMA® swimwear. The wide range offers something for everyone. The attractive styles are tailored to the specific needs of your customers – ideally fit for purpose and fashionable at the same time. The swimsuits are extremely comfortable and guarantee reliably secure hold, when both sunbathing and swimming.

You will find the current collection in our special swimwear catalogue.







**Higher neckline for secure fit** and reliable scar concealment. The top of the breast and the form cannot be seen.

**Cut higher under the arm** to enhance the comfort of the swimsuit.

**Deep incorporated pocket** holds the breast form securely in place and prevents it falling or floating out.

**All swimsuits with soft lined cups**, that adapt naturally.

**Higher back** for better strap hold.

**Lycra tulle corsage** flatters the figure and provides support.



Swimwear – as diverse as the wearers. Apart from one-piece swimsuits in a variety of designs, the 2019 collection also includes tankinis and bikinis.

To make it easier to find what you are looking for, we have divided the collection into classical fashion categories: Maritime – featuring blue, white and red, Black & White – for timeless designs, and Summerprint – a colourful alternative for fun in the water.

## Uta

- „Never out of Stock“ swimsuit
- It is available from stock and can be ordered at any time regardless of the current collection.
- Uta combines a classic floral pattern with a figure-flattering design. A swimsuit with half corsage for every occasion which should not be missing in any wardrobe.
- Like all SILIMA® swimsuits it has the perfect fit for women who have undergone breast surgery.

Art.-No. T59 1001

Sizes/Cup EUR (UK)


38 – 50 B (32 – 44 B)

40 – 50 C (34 – 44 C)

Fabric

80 % PA (polyamide)

20 % EL (elastane)



## SILIMA® swim form

- A perfectly natural appearance for active and athletic women
- A weight-reduced firm form for full volume compensation following mastectomy or partial reconstruction
- Symmetric, beige skin-tone silicone form, specially developed for use in water and for doing sports
- Weighs up to 25 % less
- Is simply inserted into the pocket of a well-fitting special-purpose swimsuit or sports bra

- Suitable for thermal baths. Resistant to heat, chlorine and salt water

Art.-No. T66 0001

Cup/sizes

Standard B 2/3, 4/5, 6/7, 8/9, 10/11

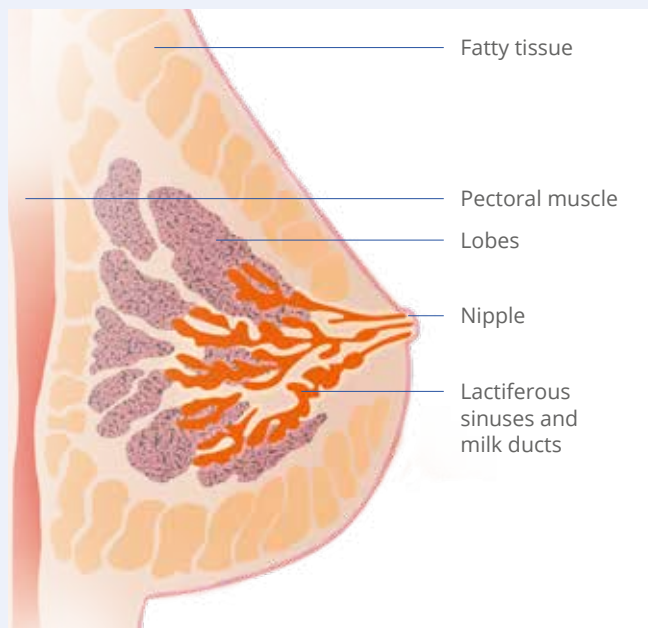


## What you should know about breast cancer

Malignant breast tumours are the most frequent form of cancer among women in Europe. Every fourth cancer diagnosed among women afflicts the breast. From the age of 40, the risk of cancer gradually increases. It is estimated that in the year 2000 there were 350,000 new breast cancer cases in Europe, while the mortality was estimated at 130,000 (European Network of Cancer Registries – ENCR, Cancer Fact Sheets, 2002). In order to understand why the restoration of physical appearance is so important for the mental stabilisation of women who have undergone breast surgery and thus for their return to leading a normal life, it helps to understand the structure of the female breast, how breast cancer occurs, and how it is treated.

### Structure and function of the female breast

The term “breast” describes the milkproducing gland whose primary function is to feed newborn babies. The medical descriptive term is Mamma.



The term breast describes the milk-producing mammary gland. The surrounding fatty and connecting tissue gives the breast its shape and softness.

The glandular tissue is arranged around the nipple, virtually in a star shape. It consists of milk-secreting lobules (Lobula) arranged in groups and the so-called milk ducts (Ductuli), which run, like paths, towards the nipple and to the outside, some 15 to each nipple. The lobules and ducts are embedded in fatty and connective tissue that gives the breast its shape and softness. A breast does not have any muscles, but lies on the major and minor pectoral muscles. A network of nerves, blood vessels and lymph channels supplies nutrients and hormones to the breast tissue.

Most of the lymph channels – consisting of lymphatic vessels and lymph nodes – run towards the armpit, with a few leading towards the breastbone and collarbone. Normally, lymph nodes are pea sized, at most, soft and virtually impossible to feel.

Inflammations, but also malignant illnesses, can cause them to swell and harden. But just because you can feel a node does not necessarily mean it is malignant. More than three quarters are benign, and frequently indicate mastopathy, i.e. an accumulation of connecting tissue, or cysts filled with fluid.

### How breast cancer develops

In the case of malignant tumours, the tumour cells reproduce unhindered, destroy the surrounding tissue, and can be transported along the blood and lymph channels to other parts of the body where they can start forming metastases.

Malignant tumours in the breast (breast cancer) start in the surface (epithelial) cells of the milk ducts, although some also form in the lobes.

If the tumour has not penetrated the cell walls, the basal membrane of the gland tissue, it is referred to as a carcinoma in situ, contained at its location of occurrence. At such an early, non-invasive stage, the chances of curing the cancer by surgically removing the tumour are good. Once the tumour cells have penetrated the basal membrane and started growing in the surrounding connecting and fatty tissue, they become what is known in medicine as an invasive tumour – breast cancer.

Cancer is caused by changes in the genetic material of body cells that result in dysfunctional growth. Why a healthy cell mutates into a cancer cell is, however, still largely un-researched, although statistics do permit the derivation of specific risk factors. Accordingly, women face a higher risk of contracting breast cancer

- if their close relatives had breast cancer,
- if they are older than 50,
- if they have formerly suffered from breast cancer,
- if they have problematic mastopathy,
- if numerous microcalcifications are detected by mammography, or
- if tissue samples indicate a higher risk of cellular degeneration.



## The various types of surgery for breast cancer

There are various options for surgically removing breast carcinoma these days: radical, modified radical or simple mastectomies, or conservative breast surgery. The latter include quadrantectomy, tumorectomy or segmental mastectomy.

### Conservative breast surgery

Nowadays, most breast cancer patients can undergo conservative breast surgery. The ratio of tumour size to overall mammary tissue plays a key role in determining whether conservative surgery is possible.

In order to indicate the area of change in the mammary gland, the breast is roughly divided up into four quadrants. Most malignant tumours are found in the outer, upper quadrants, i.e. between collarbone and armpit. A quadrant resection removes both the tumour and – to be on the safe side – the tissue in that quadrant. This type of surgery does, however, frequently produce a cosmetic result that is less than ideal. A tumorectomy or segmental mastectomy removes the tumour and surrounding tissue to a “safe” distance of about two centimetres to healthy tissue. This safe distance around the tumour aims to include any cells that might have invaded the surrounding tissue.

As a rule, some lymph nodes are also removed from the armpit during conservative breast surgery to enable exact diagnostics. The operation usually leaves only small, scarcely visible scars. Conservative breast therapy is often followed by radiotherapy.

### Mastectomy

A radical mastectomy removes the entire mammary gland including the associated pectoral muscles and lymph nodes. The cut stretches from around the shoulder joint down to the abdomen. The chest usually takes on a very concave shape as a result.

This radical approach to breast surgery was very common, especially in the 1970s. Nowadays, modified radical mastectomies remove the entire mammary gland, together with the associated lymph nodes in the armpits. The pectoral muscles are left, or only removed if also tumour-ridden. A simple mastectomy removes the entire gland tissue but leaves the axillary lymph nodes.

## Adjuvant therapies

Various therapies are available to supplement or support breast cancer treatment. These include, for example, radiotherapy and/or medication, such as chemotherapy or hormone therapy.

### Radiotherapy

Radiotherapy may be administered both before and after breast surgery. Pre-operative radiotherapy aims to stop or reverse tumour growth. Post-operative therapy aims to destroy any remaining cancer cells in the breast or scar area to prevent a relapse. Computer tomography is used to individually calculate the right dosage of radiation and area to be treated. This helps to reduce the possible side effects, such as burns. Nevertheless, the affected skin area remains extremely sensitive for the duration of the radiotherapy – which usually lasts five to six weeks.

### Chemotherapy

Cytostatic chemotherapy aims to hinder cell division and destroy cells, thus preventing the formation of metastases. It is used, for example, when other forms of treatment – such as radiotherapy or hormone therapy – are insufficient, and the tumour cells are already spreading through the body. Unfortunately, besides destroying cancer cells, chemotherapy also damages healthy, quickly dividing cells, such as are found in the roots of our hair

or the gastrointestinal tract. It can therefore cause side effects such as hair loss, nausea and vomiting. These side effects can be controlled by individually combining the compounds with medication to stop nausea and vomiting. Like radiotherapy, chemotherapy can be administered both before and after surgery.

### Hormone therapy

Some breast tumours are hormone receptor positive, i.e. caused by the influence of hormones such as oestrogen. Following surgery, patients with such tumours can receive hormone treatment to combat the body's production of the hormones.

### Breast reconstruction options

An increasingly important part of the recovery process following cancer-related mammary loss is the restoration of appearance using a breast form or through breast reconstruction. Various methods and techniques are available for breast reconstruction – using either silicone or saline breast implants, or tissue taken from elsewhere on the body. This tissue is either taken from the large back muscle, or the lower abdominal area.



## Care and cleaning

### How to look after breast forms

SILIMA® breast forms are high-quality products – pleasantly silky and skin friendly. Perspiration can, however, impair the positive material properties of SILIMA® breast forms. So please make sure your customers understand the need to clean their breast forms every day to ensure lasting elasticity and strength. SILIMA® breast forms are so easy to care for that cleaning them takes barely a minute. Show your customers how to treat and clean the breast forms properly. They will thank you for it. After all, silicone breast forms that are damaged by incorrect handling cannot be repaired.

### What your customers need to know about SILIMA® breast form care and cleaning:

- Wash with mild soap and rinse in warm water
- Do not use solvents under any circumstances
- Dab gently with a soft towel to dry
- Do not place the form on a radiator, nor use a hair dryer
- Use the original box to store or move the breast form
- Keep sharp or pointed objects, such as brooches, away from the breast form
- Be careful with pet claws – they might damage the gossamer-thin PU film
- Observe the care information included with each breast form

## Accessoires

### Breast form covers

Art.-No.	Breast form cover	Description
T64 3642	T66 3601, T66 3682	Colour: skin
T64 3742	T66 3701, T66 3751, T66 3782	Colour: skin

### Bra pockets

Art.-No.	Bra pocket	Description
T64 1541 symmetric	T57 1541, T57 1551, T57 1651	Colours: white · skin · black
T57 999		Pocket sewing

### SILIMA® xtra adhesive pads

Art.-No.	Sizes	Description
T64 107	One size fits all	Set of 2, incl. cleaning board

### SILIMA® shell direct one adhesive pads

Art.-No.	Sizes	Description
T64 3872	1 – 6	Adhesive on both sides

### SILIMA® direct adhesive pad

Art.-No.	Sizes	Description
T64 3772	1 – 12	Adhesive on both sides

### SILIMA® cleansing lotion

Art.-No.	Sizes	Description
T83 3772	45 ml	For adhesive pads

### SILIMA® special brush

Art.-No.	Sizes	Description
T13 301	One size fits all	For adhesive pads

## How to measure and fit correctly

Customers should wear a well-fitting bra when being measured:

- The underbust edge of the bra should not cut in
- The cups should not constrict the bust and should enclose it fully at the sides and neckline

### 1. Finding the right bra size

First measure the circumference under the bust. Match the measurement to the correct bra size in Table I.

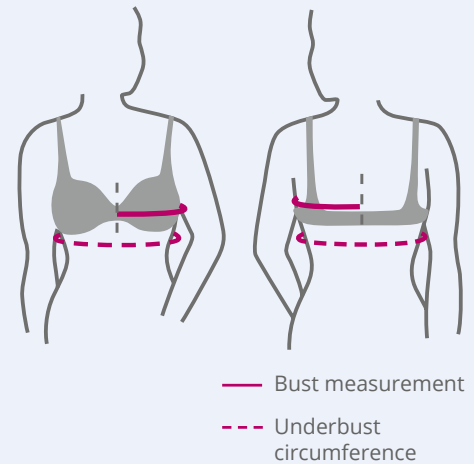
**Example:** 79 cm measured = Bra size 80

### 2. Finding the right cup size

Measure from the middle of the back (spine) across the fullest part of the remaining breast to the breastbone. Then double the measurement. Starting from the bra size identified in Table I, track down to Table II, where you can find the right cup size on the left-hand side, based on your measurement.

**Example:** 47 cm measured, doubled = 94 cm. If the bra size is 80, the cup size – according to Table II – is B.

Once you have the right bra and cup sizes, you can determine the breast form size using the SILIMA® size table on the next page.



### 3. Finding the right breast form size

Starting from the measured cup size, track horizontally to the right to the measured bra size. In the vertical column beneath this measurement, you will find the appropriate breast form size.

#### Example:

A measured cup B and bra size 80 equates to a breast form cup B, size 5.

During selection, please bear in mind that most SILIMA® breast forms come in at least 2, and in some cases 3, cup sizes to ensure the best possible fit.

#### SILIMA® breast forms ...

- ... cup A: for a small, flat bust
- ... standard/cup B: for the medium-sized bust
- ... full/cup C: for the fuller bust
- ... cup D/E: for a large bust

Table I: Underbust circumference in cm

63-67	68-72	73-77	78-82	83-87	88-92	93-97	98-102	103-107	108-112	113-117	118-122
▼	▼	▼	▼	▼	▼	▼	▼	▼	▼	▼	▼

International bra size

65	70	75	80	85	90	95	100	105	110	115	120
▼	▼	▼	▼	▼	▼	▼	▼	▼	▼	▼	▼

Imperial bra size

30	32	34	36	38	40	42	44	46	48	50	52
▼	▼	▼	▼	▼	▼	▼	▼	▼	▼	▼	▼

Table II: The right cup size is derived from the bust measurement in cm

AA	75-77	80-82	85-87	90-92	95-97	100-102	105-107	110-112	115-117	120-122	125-127	130-132
A	77-79	82-84	87-89	92-94	97-99	102-104	107-109	112-114	117-119	122-124	127-129	132-134
B	79-81	84-86	89-91	94-96	99-101	104-106	109-111	114-116	119-121	124-126	129-131	134-136
C	81-83	86-88	91-93	96-98	101-103	106-108	111-113	116-118	121-123	126-128	131-133	136-138
D	83-85	88-90	93-95	98-100	103-105	108-110	113-115	118-120	123-125	128-130	133-135	138-140
E	85-87	90-92	95-97	100-102	105-107	110-112	115-117	120-122	125-127	130-132	135-137	140-142
F	87-89	92-94	97-99	102-104	107-109	112-114	117-119	122-124	127-129	132-134	137-139	142-144
G	89-91	94-96	99-101	104-106	109-111	114-116	119-121	124-126	129-131	134-136	139-141	144-146

## SILIMA® size table

### Matching bra size to the right breast form size

AA	65	70	75	80	85	90	95	100	105	110	115	120			
A	60	65	70	75	80	85	90	95	100	105	110	115	120		
B			65	70	75	80	85	90	95	100	105	110	115	120	
C				65	70	75	80	85	90	95	100	105	110	115	120
D					65	70	75	80	85	90	95	100	105	110	115
E						65	70	75	80	85	90	95	100	105	110

### SILIMA® soft & light, super soft, extra-soft lightweight form

symmetric: Art.-No. T66 3791

A/B-Cup		1	2	3	4	5	6	7	8	9	10	11			
---------	--	---	---	---	---	---	---	---	---	---	----	----	--	--	--

### SILIMA® soft & light, extra-soft lightweight form

symmetric: Art.-No. T66 3281

B-Cup		1	2	3	4	5	6	7	8						
-------	--	---	---	---	---	---	---	---	---	--	--	--	--	--	--

symmetric: Art.-No. T66 3782

C-Cup						5	6	7	8	9	10	11	12		
-------	--	--	--	--	--	---	---	---	---	---	----	----	----	--	--

symmetric: Art.-No. T66 3682

B-Cup		1	2	3	4	5	6	7	8	9	10	11			
-------	--	---	---	---	---	---	---	---	---	---	----	----	--	--	--

C-Cup					3	4	5	6	7	8	9	10	11	12	13
-------	--	--	--	--	---	---	---	---	---	---	---	----	----	----	----

A-Cup			3	4	5	6	7								
-------	--	--	---	---	---	---	---	--	--	--	--	--	--	--	--

B-Cup			3	4	5	6	7	8	9	10					
-------	--	--	---	---	---	---	---	---	---	----	--	--	--	--	--

C-Cup						5	6	7	8	9	10	11	12		
-------	--	--	--	--	--	---	---	---	---	---	----	----	----	--	--

### SILIMA® elite, D/E-Cup

symmetric: Art.-No. T66 3981

Sizes 8/9, 10/11, 12/13, 14/15 (Detailed size table see page 42)

### SILIMA® direct, lightweight adhesive form

symmetric: Art.-No. T66 3772

B-Cup		1	2	3	4	5	6	7	8	9	10	11			
-------	--	---	---	---	---	---	---	---	---	---	----	----	--	--	--

C-Cup					3	4	5	6	7	8	9	10	11	12	
-------	--	--	--	--	---	---	---	---	---	---	---	----	----	----	--

### SILIMA® ultra light, extra lightweight form

symmetric: Art.-No. T66 3741

B-Cup		1	2	3	4	5	6	7	8	9	10	11			
-------	--	---	---	---	---	---	---	---	---	---	----	----	--	--	--

C-Cup					3	4	5	6	7	8	9	10	11	12	13
-------	--	--	--	--	---	---	---	---	---	---	---	----	----	----	----

### SILIMA® light, lightweight form

symmetric: Art.-No. 66 375

B-Cup				3	4	5	6	7	8	9	10	11			
-------	--	--	--	---	---	---	---	---	---	---	----	----	--	--	--

C-Cup					3	4	5	6	7	8	9	10	11	12	13
-------	--	--	--	--	---	---	---	---	---	---	---	----	----	----	----

### SILIMA® classic soft, SILIMA® classic, standard gel form

symmetric: Art.-No. T66 3701

B-Cup		1	2	3	4	5	6	7	8	9	10	11			
-------	--	---	---	---	---	---	---	---	---	---	----	----	--	--	--

C-Cup					3	4	5	6	7	8	9	10	11	12	13
-------	--	--	--	--	---	---	---	---	---	---	---	----	----	----	----

asymmetric: Art.-No. T66 3601

A-Cup	1	2	3	4	5	6	7								
-------	---	---	---	---	---	---	---	--	--	--	--	--	--	--	--

B-Cup		1	2	3	4	5	6	7	8	9	10				
-------	--	---	---	---	---	---	---	---	---	---	----	--	--	--	--

C-Cup						5	6	7	8	9	10	11	12		
-------	--	--	--	--	--	---	---	---	---	---	----	----	----	--	--

### SILIMA® xtra, partial form with adhesive pads

Art.-No. T66 1071

Größen 1 – 4

### SILIMA® oval shell

Art.-No. T66 1101

B-Cup		2/3	2/3	2/3	4/5	4/5	6/7	6/7	8/9	8/9	10/11	10/11			
-------	--	-----	-----	-----	-----	-----	-----	-----	-----	-----	-------	-------	--	--	--

### SILIMA® shell direct one, self-adhesive shell form

symmetric: Art.-No. T66 3872

B-Cup		1	2	3	4	5	6	7	8	9	10	11			
-------	--	---	---	---	---	---	---	---	---	---	----	----	--	--	--

C-Cup					3	4	5	6	7	8	9	10	11		
-------	--	--	--	--	---	---	---	---	---	---	---	----	----	--	--

### SILIMA® shell, shell form

symmetric: Art.-No. T66 3802

B-Cup		1	2	3	4	5	6	7	8	9	10	11			
-------	--	---	---	---	---	---	---	---	---	---	----	----	--	--	--

C-Cup					3	4	5	6	7	8	9	10	11	12	
-------	--	--	--	--	---	---	---	---	---	---	---	----	----	----	--

### SILIMA® conform, ultra-soft partial form

symmetric: Art.-No. T66 3901

B-Cup		2/3	2/3	2/3	4/5	4/5	6/7	6/7	8/9	8/9	10/11	10/11			
-------	--	-----	-----	-----	-----	-----	-----	-----	-----	-----	-------	-------	--	--	--

C-Cup					4/5	4/5	6/7	6/7	8/9	8/9	10/11	10/11			
-------	--	--	--	--	-----	-----	-----	-----	-----	-----	-------	-------	--	--	--

This SILIMA® size table is for orientation purposes only. To ensure the best possible fit, please always have different sizes and cup sizes of the breast forms – especially SILIMA® soft & light, SILIMA® ultra light and SILIMA® elite – to hand.

## SILIMA® lingerie: an overview

### Daily



**Ella**

Art.-No. T57 5401

Sizes/Cup EUR (UK)  
75 – 95 AA (34 – 42 AA)  
75 – 100 A – C  
(34 – 44 A – C)  
75 – 95 D (34 – 42 D)



**Eve**

Art.-No. T57 4701

Sizes/Cup EUR (UK)  
75 – 100 AA – C  
(34 – 44 AA – C)  
75 – 95 D  
(34 – 42 -D)



**Anna**

Art.-No. T57 4602

Sizes/Cup EUR (UK)  
75 – 100 A – C  
(34 – 44 A – C)  
75 – 95 D (34 – 42 D)



**Carina**

Art.-No. T57 5101

Sizes/Cup EUR (UK)  
75 – 95 B – D  
(34 – 42 B – D)



**Dana\***

Art.-No. T57 4301

Sizes/Cup EUR (UK)  
75 – 105 A – D  
(34 – 46 A – D)



**Lucy**

Art.-No. T57 3801

Sizes/Cup EUR (UK)  
75 – 100 A, D  
(34 – 44 A, D)  
75 – 105 B, C  
(34 – 46 B, C)  
Poppy red not available  
in 100 D (44 D)



**Julie**

Art.-No. T57 4101

Sizes/Cup EUR (UK)  
75 – 95 AA (34 – 42 AA),  
70 – 90 A – C  
(32 – 40 A – C),  
75 – 90 D (34 – 40 D)



**Diana**

Art.-No. T57 2551

Sizes/Cup EUR (UK)  
70 – 105 A – B  
(32 – 46 A – B)  
75 – 105 C – D  
(34 – 46 C – D)



**Alina\***

Art.-No. T57 2431

Sizes/Cup EUR (UK)  
80 – 95 AA (36 – 42 AA)  
70 – 95 A – B  
(32 – 42 A – B)  
75 – 95 C (34 – 42 C)

### Lace



**Sophie**

Art.-No. T57 5201

Sizes/Cup EUR (UK)  
75 – 100 AA (34 – 44 AA)  
70 – 100 A – B  
(32 – 44 A – B)  
70 – 90 C (32 – 40 C)  
75 – 90 D (34 – 40 D)



**Eve Lace**

Art.-No. T57 4801

Sizes/Cup EUR (UK)  
75 – 100 A – C  
(34 – 44 A – C)  
75 – 95 D (34 – 42 D)



**Lola**

Art.-No. T57 2581

Sizes/Cup EUR (UK)  
75 – 105 A – C  
(34 – 46 A – C)  
75 – 100 D (34 – 44 D),  
75 – 95 E (34 – 42 E)



**Annabelle**

Art.-No. T57 4503

Sizes/Cup EUR (UK)  
75 – 100 A – C  
(34 – 44 A – C)  
75 – 95 D (34 – 42 D)



**Suzanne Softcup\***

Art.-No. T57 5001

Sizes/Cup EUR (UK)  
80 – 95 A (36 – 42 A)  
75 – 95 B (34 – 42 B)  
75 – 90 C (34 – 40 C)



**Suzanne\***

Art.-No. T57 4001

Sizes/Cup EUR (UK)  
70 – 95 A – C  
(32 – 42 A – C)



**Amelie Softcup\***

Art.-No. T57 4901

Sizes/Cup EUR (UK)  
80 – 95 A (36 – 42 A)  
75 – 95 B (34 – 42 B)  
75 – 90 C (34 – 40 C)



**Amelie\***

Art.-No. T57 3901

Sizes/Cup EUR (UK)  
70 – 95 A – C  
(32 – 42 A – C)



**Flora**

Art.-No. T57 2081

Sizes/Cup EUR (UK)  
70 – 95 AA – C  
(32 – 42 AA – C)  
70 – 90 D (32 – 40 D)



**Bianca**

Art.-No. T57 2691

Sizes/Cup EUR (UK)  
70 – 95 AA – B  
(32 – 42 AA – B)



**Marie Lace\***

Art.-No. T57 4211

Sizes/Cup EUR (UK)  
75 – 100 A – C  
(34 – 44 A – C)  
80 – 100 D (36 – 44 D)



Support



Soft Comfort

Art.-No. T57 5301

Sizes/Cup EUR (UK)  
75 – 105 B – E  
(34 – 46 B – E)



Galant back fastening

Art.-No. T57 1541

Sizes/Cup EUR (UK)  
80 – 100 A (36 – 44 A)  
75 – 115 B – D  
(34 – 50 B – D)  
85 – 115 E (38 – 50 E)



Galant front fastening

Art.-No. T57 1551

Sizes/Cup EUR (UK)  
75 – 100 A (34 – 44 A),  
75 – 115 B – C (34 – 50  
B – C), 85 – 115 D – E  
(38 – 50 D – E)



Comfort

Art.-No. T57 1651

Sizes/Cup EUR (UK)  
80 – 120 B – D  
(36 – 52 B – D)  
90 – 120 E (40 – 52 E)



Apart

Art.-No. T57 1461

Sizes/Cup EUR (UK)  
75 – 110 B – E  
(34 – 48 B – E)  
75 – 105 F (34 – 46 F)

Medical



Cara

Art.-No. T57 2301

Sizes/Cup EUR (UK)  
75 – 105 AA/A  
(34 – 46 AA/A),  
70 – 105 B/C (32 – 46  
B/C), 70 – 100 D/E  
(32 – 44 D/E)



Post-Op Belt

Art.-No. T57 2313

Sizes/Circumference  
S/86 – 92 cm  
M/92 – 98 cm  
L/98 – 108 cm  
XL/108 – 118 cm  
XXL/118 – 128 cm



Lena

Art.-No. T57 2351

Sizes  
S Cup A, M Cup A  
L Cup A, XL Cup A



Elena

Art.-No. T57 2891

Sizes/Cup EUR (UK)  
75 – 115 A – D  
(34 – 50 A – D)

Sport



Sylvie\*

Art.-No. T57 4401

Sizes/Cup EUR (UK)  
75 – 105 AA – D  
(34 – 46 AA – D)

\*while stocks last

**THUASNE DEUTSCHLAND GmbH**

Im Steinkamp 12 · D-30938 Burgwedel  
Tel.: +49 5139 988-0 · Fax: +49 5139 988-177  
info@thuasne.de · www.thuasne.de

International  
Tel.: +49 (0) 5139 988-204 · Fax: +49 (0) 5139 988-178  
export@thuasne.de

THUASNE FRANCE, Head Office  
118, Rue Marius Auphan, CS 10032  
92309 Levallois Perret Cedex  
Tel: +33 (0) 477 81 40 42  
sales.export@thuasne.fr

THUASNE UK  
Unit 4 Orchard Business Centre, North Farm Road  
Tunbridge Wells, Kent TN2 3XF  
Tel: 01295 257422 · Fax: 01295 257877  
orders@thuasne.co.uk · www.silima.co.uk

We reserve the right to modify our products as shown and  
described in this catalogue, without previous notice.  
Non-contractual photographs.  
Please check the availability of products according to the countries.

TM13610BDGB6

